

The HASE Family

Bari


Wood Stove Model 8171



The cleanest, most efficient modern stove on the market.


Efficiency
76%
HHV


HeatLife™
14
Hours


EPA Certified
0.94
g/hr



Alabaster Ceramic,
smooth



Wintersea Ceramic,
linear texture



Lava Ceramic,
ringed texture



Soapstone



Charcoal Steel,
Soapstone top



Charcoal Steel

Features

TruHybrid™ Efficiency

The EPA certified Bari wood stove combines HearthStone's TruHybrid™ combustion technology with German quality and modern style.

225° Rotation

The Bari rotates smoothly and easily so you can enjoy the fire as you move around your home.

Natural Convective Heat

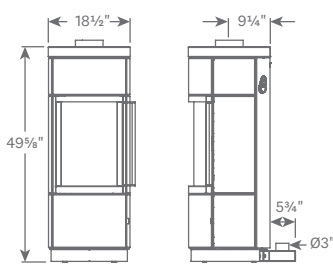
HASE stoves are built with 2 layers. The space between the inner and outer layers creates a convective air channel that circulates warm air through your home and reduces the outer temperature of the stove.

Hase Wood Stove

Bari 8171



Dimensions



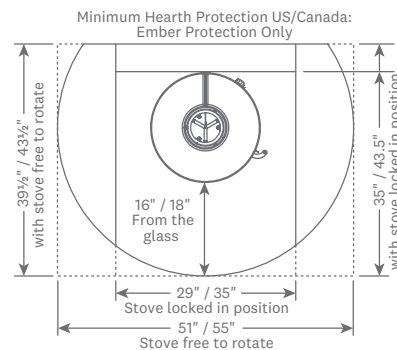
Clearances

38" 13"
 Side Rear
 Single or double wall connector pipe
 Stove free to rotate

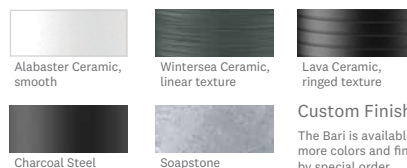
13" 11" 10"
 Side Rear Corner
 Single or double wall connector pipe
 Stove locked in position

Note: All information is for reference only. Refer to the owner's manual for full specification and installation details.

Hearth Protection



Finish Options



Specifications

HHV Efficiency	76%
HeatLife™ Burn Time*	14 hours
EPA Certified	0.94 g/hr
Heats up to	1,400 sq ft
Firebox Capacity	1.4 cu ft
BTU	Up to 35,000
Maximum Log Length	17"
Flue Exit & Diameter	Top - 6"
Ash Pan	Included
Stove Rotation	225°
Weight, Steel	310 lbs
Weight, Ceramic	430 lbs
Weight, Soapstone	485 lbs

Accessories

Outside Air Adapter91-53712

* Under the right conditions, you will be able to start a new fire with kindling up to the end of the product's HeatLife™.